

Results Day 2 Finals 26 April

EVENT 251 Womens MC 50m Butterfly WSF

Multi-Disability by British		Disability Points					
Place	Name	YoB	Club	Cat	Time		BDPoints
1.	Eleanor Robinson	(01)	NHNA - GBR	6	36.20	GB	920
2.	Elle Challis	(04)	COPT - GBR	3	1:01.49	GBR J	755
3.	Nicole Turner	(02)	Ireland	6	38.85		745
4.	Tess Routliffe	(98)	Canada	7	38.89		657
5.	Denise Grahl	(93)	Germany	7	40.78		569
6.	Judit Rolo Marichal	(90)	Spain	7	43.09		483
7.	N St Clair Maitland	(03)	Sweden	7	45.12		420
8.	Katherina Roesler	(01)	Germany	7	54.99		232
9.	Maria Kyriakidou	(03)	Greece	7	59.05		187

EVENT 252 FINAL OF EVENT 201 Womens MC 50m Butterfly National

Multi-Disability by British		Disability Points					
Place	Name	YoB	Club	Cat	Time		BDPoints
1.	Georgia Howell	(02)	Littleh'pton	7	49.46		319
	Leah O'Connell	(02)	Camden Swiss	7	DQ		

EVENT 253 Mens MC 50m Butterfly WSF

Multi-Disability by British		Disability Points					
Place	Name	YoB	Club	Cat	Time		BDPoints
1.	Arnost Petracek	(91)	Czech Rep	4	41.23		946
2.	Evan Austin	(92)	USA	7	29.41		901
3.	Nelson Crispin	(92)	Colombia	6	31.61		845
4.	Carlos Serrano Zarate	(98)	Colombia	7	30.46		811
5.	Christian Sadie	(97)	South Africa	7	31.45		737
6.	Andrew Mullen	(96)	WCGX - GBR	5	38.37	GB	694
7.	Tobias Pollap	(86)	Germany	7	32.50		667
8.	Kabelo Zwane	(02)	South Africa	6	35.37		603
9.	A Rojas Cabrera	(93)	Spain	6	37.37		511

EVENT 254 FINAL OF EVENT 202 Mens MC 50m Butterfly National

Multi-Disability by British		Disability Points					
Place	Name	YoB	Club	Cat	Time		BDPoints
1.	William Perry	(00)	Northampton	6	41.68		368
2.	Sebastian Williams	(04)	Mt Kelly	6	43.13	J	332
3.	Levi Codling	(04)	Coalville	7	42.13		306
4.	Bruce Dee	(06)	Northampton	6	44.53		302
5.	Harvey Phillips	(04)	Louth	4	1:04.29		249








Results Day 2 Finals 26 April

EVENT 255 Womens MC 400m Freestyle WSF

Multi-Disability by British Disability Points

Place	Name	YoB	Club	Cat	Time	BDPoints				
1.	Eleanor Simmonds	(94)	CSCL - GBR	6	5:19.27	957	GB			
	50m 37.59	100m 1:17.06	150m 1:57.14		200m 2:37.72	250m 3:18.21	300m 3:58.85	350m 4:39.35	400m 5:19.27	
	37.59	39.47	40.08		40.58	40.49	40.64	40.50	39.92	
2.	Aurelie Rivard	(96)	Canada	10	4:33.96	949				
	50m 31.24	100m 1:05.80	150m 1:40.69		200m 2:16.11	250m 2:50.66	300m 3:25.33	350m 3:59.62	400m 4:33.96	
	31.24	34.56	34.89		35.42	34.55	34.67	34.29	34.34	
3.	Oliwia Jablonska	(97)	Poland	10	4:36.40	924				
	50m 32.05	100m 1:06.42	150m 1:41.06		200m 2:16.52	250m 2:51.70	300m 3:26.79	350m 4:02.04	400m 4:36.40	
	32.05	34.37	34.64		35.46	35.18	35.09	35.25	34.36	
4.	Maisie Summers-Newton	(02)	NHNA - GBR	6	5:26.00	899				
	50m 37.43	100m 1:17.54	150m 1:59.25		200m 2:40.32	250m 3:22.59	300m 4:03.80	350m 4:45.77	400m 5:26.00	
	37.43	40.11	41.71		41.07	42.27	41.21	41.97	40.23	
5.	Alice Tai	(99)	EALL - GBR	8	4:56.03	849				
	50m 33.33	100m 1:08.45	150m 1:45.36		200m 2:22.35	250m 3:00.92	300m 3:38.81	350m 4:17.82	400m 4:56.03	
	33.33	35.12	36.91		36.99	38.57	37.89	39.01	38.21	
6.	Zara Mullooly	(02)	GUIS - GBR	10	4:44.99	843				
	50m 31.98	100m 1:06.91	150m 1:42.64		200m 2:19.33	250m 2:55.96	300m 3:32.86	350m 4:09.99	400m 4:44.99	
	31.98	34.93	35.73		36.69	36.63	36.90	37.13	35.00	
7.	Chantalle Zijderveld	(00)	Netherlands	10	4:50.81	793				
	50m 32.29	100m 1:09.61	150m 1:46.02		200m 2:24.13	250m 3:00.26	300m 3:38.01	350m 4:14.56	400m 4:50.81	
	32.29	37.32	36.41		38.11	36.13	37.75	36.55	36.25	
8.	Mikaela Jenkins	(03)	USA	10	4:51.37	789				
	50m 34.09	100m 1:10.80	150m 1:48.21		200m 2:24.80	250m 3:01.43	300m 3:38.39	350m 4:15.09	400m 4:51.37	
	34.09	36.71	37.41		36.59	36.63	36.96	36.70	36.28	
9.	Toni Shaw	(03)	NCOX - GBR	9	4:47.75	770				
	50m 31.93	100m 1:07.13	150m 1:42.39		200m 2:19.28	250m 2:55.73	300m 3:33.39	350m 4:10.44	400m 4:47.75	
	31.93	35.20	35.26		36.89	36.45	37.66	37.05	37.31	
10.	Stephanie Millward	(81)	CORW - GBR	9	4:52.83	731				
	50m 32.55	100m 1:08.96	150m 1:46.04		200m 2:23.37	250m 3:00.26	300m 3:38.09	350m 4:15.55	400m 4:52.83	
	32.55	36.41	37.08		37.33	36.89	37.83	37.46	37.28	
11.	Xinyi Wang	(03)	China	11	5:40.77	715				
	50m 38.05	100m 1:21.73	150m 2:05.03		200m 2:50.14	250m 3:32.60	300m 4:17.67	350m 5:00.39	400m 5:40.77	
	38.05	43.68	43.30		45.11	42.46	45.07	42.72	40.38	
12.	Amy Marren	(98)	Ireland	9	4:56.50	704				
	50m 33.44	100m 1:10.00	150m 1:48.62		200m 2:26.95	250m 3:05.25	300m 3:43.10	350m 4:21.17	400m 4:56.50	
	33.44	36.56	38.62		38.33	38.30	37.85	38.07	35.33	
13.	Neele Labudda	(03)	Germany	12	5:15.12	680				
	50m 35.33	100m 1:15.50	150m 1:55.41		200m 2:35.76	250m 3:15.28	300m 3:56.03	350m 4:35.74	400m 5:15.12	
	35.33	40.17	39.91		40.35	39.52	40.75	39.71	39.38	
14.	Ayaallah Tewfick	(00)	Egypt	6	6:04.11	645				
	50m 39.19	100m 1:24.27	150m 2:10.43		200m 2:57.04	250m 3:43.37	300m 4:30.64	350m 5:16.85	400m 6:04.11	
	39.19	45.08	46.16		46.61	46.33	47.27	46.21	47.26	
15.	Abby Kane	(03)	WNAX - GBR	13	5:00.55	644				
	50m 33.98	100m 1:10.59	150m 1:48.42		200m 2:25.86	250m 3:04.41	300m 3:42.78	350m 4:22.94	400m 5:00.55	
	33.98	36.61	37.83		37.44	38.55	38.37	40.16	37.61	
16.	Vendula Duskova	(98)	Czech Rep	8	5:25.46	639				
	50m 36.49	100m 1:17.47	150m 1:57.69		200m 2:39.68	250m 3:20.36	300m 4:02.78	350m 4:43.97	400m 5:25.46	
	36.49	40.98	40.22		41.99	40.68	42.42	41.19	41.49	
17.	Susana Veiga	(00)	Portugal	9	5:07.46	631				
	50m 33.53	100m 1:11.33	150m 1:49.90		200m 2:29.38	250m 3:08.66	300m 3:48.76	350m 4:28.16	400m 5:07.46	
	33.53	37.80	38.57		39.48	39.28	40.10	39.40	39.30	
18.	Thelma Bjornsdottir	(96)	Iceland	6	6:10.91	610				
	50m 42.13	100m 1:27.17	150m 2:14.59		200m 3:00.77	250m 3:49.66	300m 4:36.41	350m 5:25.16	400m 6:10.91	
	42.13	45.04	47.42		46.18	48.89	46.75	48.75	45.75	
19.	Alani Ferreira	(98)	South Africa	13	5:10.52	584				
	50m 34.39	100m 1:13.37	150m 1:52.80		200m 2:32.87	250m 3:12.61	300m 3:52.72	350m 4:31.90	400m 5:10.52	
	34.39	38.98	39.43		40.07	39.74	40.11	39.18	38.62	
20.	Rebecca Lewis	(03)	RCTY - GBR	10	5:24.07	573				
	50m 35.55	100m 1:14.62	150m 1:56.27		200m 2:37.28	250m 3:19.15	300m 4:00.88	350m 4:43.04	400m 5:24.07	
	35.55	39.07	41.65		41.01	41.87	41.73	42.16	41.03	
21.	Agnes Kramer	(98)	Sweden	7	6:04.17	553				
	50m 38.30	100m 1:22.55	150m 2:10.45		200m 2:57.73	250m 3:44.58	300m 4:31.06	350m 5:18.75	400m 6:04.17	
	38.30	44.25	47.90		47.28	46.85	46.48	47.69	45.42	
21.	Katie Crowhurst	(04)	WYCS - GBR	13	5:16.18	553	J			
	50m 35.23	100m 1:16.27	150m 1:56.51		200m 2:37.60	250m 3:17.05	300m 3:58.16	350m 4:37.35	400m 5:16.18	
	35.23	41.04	40.24		41.09	39.45	41.11	39.19	38.83	
23.	N St Clair Maitland	(03)	Sweden	7	6:04.90	550				
	50m 40.70	100m 1:24.32	150m 2:11.17		200m 2:57.97	250m 3:46.38	300m 4:34.31	350m 5:21.03	400m 6:04.90	
	40.70	43.62	46.85		46.80	48.41	47.93	46.72	43.87	

Results - Page 2 of 7

							
---	---	---	---	---	---	---	---

Results Day 2 Finals 26 April

EVENT 255 Womens MC 400m Freestyle WSF

24. Marlene Endrolath	(01) Germany	13	5:19.46	536					
50m 36.10	100m 1:14.40	150m 1:55.41	200m 2:36.03	250m 3:17.47	300m 3:58.66	350m 4:40.03	400m 5:19.46		
36.10	38.30	41.01	40.62	41.44	41.19	41.37	39.43		
25. Beth Johnston	(01) EGAX - GBR	10	5:36.02	514					
50m 34.48	100m 1:16.08	150m 1:57.78	200m 2:42.92	250m 3:25.06	300m 4:09.81	350m 4:53.23	400m 5:36.02		
34.48	41.60	41.70	45.14	42.14	44.75	43.42	42.79		
26. Camilla Luscri	(02) Italy	13	5:25.91	505					
50m 36.30	100m 1:15.96	150m 1:57.66	200m 2:39.39	250m 3:21.76	300m 4:03.99	350m 4:46.30	400m 5:25.91		
36.30	39.66	41.70	41.73	42.37	42.23	42.31	39.61		
27. Jessika Markkanen	(99) Finland	9	5:37.52	477					
50m 36.26	100m 1:18.43	150m 2:01.14	200m 2:44.82	250m 3:27.82	300m 4:11.94	350m 4:54.65	400m 5:37.52		
36.26	42.17	42.71	43.68	43.00	44.12	42.71	42.87		

EVENT 256 FINAL OF EVENT 203 Womens MC 400m Freestyle National

Multi-Disability by British Disability Points

Place	Name	YoB	Club	Cat	Time	BDPoints					
1.	Charlotte Hyde	(02)	Camden Swiss	7	5:44.68	652					
	50m 38.85	100m 1:21.63	150m 2:05.93	200m 2:49.83	250m 3:34.29	300m 4:17.79	350m 5:01.83	400m 5:44.68			
	38.85	42.78	44.30	43.90	44.46	43.50	44.04	42.85			
2.	Harriet Dickinson	(97)	Gloucester	10	5:33.12	528					
	50m 36.26	100m 1:15.37	150m 1:57.60	200m 2:39.15	250m 3:23.00	300m 4:06.65	350m 4:51.40	400m 5:33.12			
	36.26	39.11	42.23	41.55	43.85	43.65	44.75	41.72			
3.	Kate Bolan	(04)	Livingston	12	6:03.28	443					
	50m 38.84	100m 1:24.45	150m 2:10.01	200m 2:58.45	250m 3:45.31	300m 4:33.82	350m 5:20.22	400m 6:03.28			
	38.84	45.61	45.56	48.44	46.86	48.51	46.40	43.06			
4.	Fern Sneddon	(06)	RTW Monson	6	6:58.71	424					
	50m 44.67	100m 1:37.06	150m 2:31.50	200m 3:24.91	250m 4:19.17	300m 5:13.25	350m 6:07.46	400m 6:58.71			
	44.67	52.39	54.44	53.41	54.26	54.08	54.21	51.25			
5.	Erin Swann	(01)	Motherwell W	10	5:58.69	423					
	50m 38.97	100m 1:23.89	150m 2:09.57	200m 2:55.45	250m 3:41.69	300m 4:28.05	350m 5:14.17	400m 5:58.69			
	38.97	44.92	45.68	45.88	46.24	46.36	46.12	44.52			
6.	Seren Leconte	(04)	RCT Squad	9	5:57.30	402					
	50m 36.98	100m 1:20.41	150m 2:05.28	200m 2:51.74	250m 3:37.98	300m 4:25.24	350m 5:11.84	400m 5:57.30			
	36.98	43.43	44.87	46.46	46.24	47.26	46.60	45.46			
7.	Porsha Jones	(02)	Shrewsbury	10	6:05.82	398					
	50m 39.38	100m 1:24.41	150m 2:10.24	200m 2:58.53	250m 3:45.79	300m 4:33.78	350m 5:20.45	400m 6:05.82			
	39.38	45.03	45.83	48.29	47.26	47.99	46.67	45.37			
8.	Georgia Howell	(02)	Littleh'pton	7	6:48.62	391					
	50m 46.89	100m 1:38.11	150m 2:32.21	200m 3:24.07	250m 4:17.52	300m 5:09.22	350m 6:00.52	400m 6:48.62			
	46.89	51.22	54.10	51.86	53.45	51.70	51.30	48.10			
9.	Olivia Pickering	(00)	Gloucester	8	6:27.59	378					
	50m 39.64	100m 1:26.19	150m 2:15.56	200m 3:06.42	250m 3:57.96	300m 4:49.45	350m 5:40.29	400m 6:27.59			
	39.64	46.55	49.37	50.86	51.54	51.49	50.84	47.30			
10.	Amber Haycock	(07)	Rushden	10	6:18.00	361					
	50m 37.80	100m 1:23.99	150m 2:11.71	200m 3:01.55	250m 3:50.37	300m 4:41.34	350m 5:31.02	400m 6:18.00			
	37.80	46.19	47.72	49.84	48.82	50.97	49.68	46.98			

Results Day 2 Finals 26 April

EVENT 257 Mens MC 400m Freestyle WSF

Multi-Disability by British Disability Points

Place	Name	YoB	Club	Cat	Time	BDPoints				
1.	Michael Jones	(94)	MANN - GBR	7	4:50.56	886	GB			
	50m 32.87	100m 1:08.21	150m 1:44.91	200m 2:21.61	250m 2:58.91	300m 3:36.51	350m 4:14.33	400m 4:50.56		
	32.87	35.34	36.70	36.70	37.30	37.60	37.82	36.23		
2.	Bas Takken	(99)	Netherlands	10	4:09.50	864				
	50m 28.24	100m 58.89	150m 1:31.38	200m 2:02.87	250m 2:35.66	300m 3:07.71	350m 3:39.89	400m 4:09.50		
	28.24	30.65	32.49	31.49	32.79	32.05	32.18	29.61		
3.	Lewis White	(00)	MANN - GBR	9	4:24.02	848				
	50m 29.26	100m 1:00.89	150m 1:33.64	200m 2:07.18	250m 2:41.53	300m 3:15.58	350m 3:50.11	400m 4:24.02		
	29.26	31.63	32.75	33.54	34.35	34.05	34.53	33.91		
4.	Oliver Hynd	(94)	NOVA - GBR	9	4:26.40	825				
	50m 30.30	100m 1:03.12	150m 1:35.62	200m 2:09.71	250m 2:43.50	300m 3:18.11	350m 3:52.19	400m 4:26.40		
	30.30	32.82	32.50	34.09	33.79	34.61	34.08	34.21		
5.	David Grachat	(87)	Portugal	9	4:26.57	824				
	50m 30.81	100m 1:04.44	150m 1:37.93	200m 2:12.53	250m 2:45.55	300m 3:19.78	350m 3:53.75	400m 4:26.57		
	30.81	33.63	33.49	34.60	33.02	34.23	33.97	32.82		
6.	Barry McClements	(01)	Ireland	9	4:28.75	804				
	50m 30.69	100m 1:04.30	150m 1:38.54	200m 2:12.84	250m 2:47.07	300m 3:21.14	350m 3:55.06	400m 4:28.75		
	30.69	33.61	34.24	34.30	34.23	34.07	33.92	33.69		
7.	Uchu Tomita	(89)	Japan	11	4:41.81	792				
	50m 30.39	100m 1:06.03	150m 1:41.85	200m 2:18.59	250m 2:54.75	300m 3:32.09	350m 4:07.53	400m 4:41.81		
	30.39	35.64	35.82	36.74	36.16	37.34	35.44	34.28		
8.	Jonathan Booth	(98)	BOKE - GBR	9	4:30.38	789				
	50m 30.29	100m 1:04.29	150m 1:38.53	200m 2:13.36	250m 2:47.43	300m 3:21.97	350m 3:56.67	400m 4:30.38		
	30.29	34.00	34.24	34.83	34.07	34.54	34.70	33.71		
9.	Rogier Dorsman	(99)	Netherlands	11	4:42.29	788				
	50m 31.20	100m 1:06.21	150m 1:41.62	200m 2:18.73	250m 2:55.88	300m 3:31.83	350m 4:08.06	400m 4:42.29		
	31.20	35.01	35.41	37.11	37.15	35.95	36.23	34.23		
10.	Jacob Liam Leach	(00)	COKN - GBR	9	4:34.41	755				
	50m 30.70	100m 1:05.27	150m 1:40.30	200m 2:15.70	250m 2:50.50	300m 3:25.92	350m 3:59.99	400m 4:34.41		
	30.70	34.57	35.03	35.40	34.80	35.42	34.07	34.42		
10.	Jonas Kesnar	(01)	Czech Rep	9	4:34.45	755				
	50m 31.05	100m 1:05.25	150m 1:40.05	200m 2:15.36	250m 2:50.14	300m 3:25.96	350m 4:01.11	400m 4:34.45		
	31.05	34.20	34.80	35.31	34.78	35.82	35.15	33.34		
12.	Zhuhua Zhou	(93)	China	8	4:48.14	732				
	50m 32.40	100m -	150m 1:44.01	200m 2:20.84	250m 2:58.23	300m -	350m 4:12.32	400m 4:48.14		
	32.40	-	1:11.61	36.83	37.39	-	1:14.09	35.82		
13.	Gino Caetano	(94)	Portugal	9	4:39.88	712				
	50m 30.99	100m 1:05.52	150m 1:39.47	200m 2:15.26	250m 2:50.60	300m 3:27.52	350m 4:03.43	400m 4:39.88		
	30.99	34.53	33.95	35.79	35.34	36.92	35.91	36.45		
14.	Oliver Carter	(00)	WUSX - GBR	10	4:27.22	703				
	50m 30.10	100m 1:02.88	150m 1:35.68	200m 2:09.75	250m 2:43.76	300m 3:18.85	350m 3:53.13	400m 4:27.22		
	30.10	32.78	32.80	34.07	34.01	35.09	34.28	34.09		
15.	Jonathan McGrath	(93)	Ireland	8	4:53.20	695				
	50m 34.30	100m 1:10.79	150m 1:48.44	200m 2:25.47	250m 3:03.26	300m 3:40.56	350m 4:18.20	400m 4:53.20		
	34.30	36.49	37.65	37.03	37.79	37.30	37.64	35.00		
15.	Daniel Videira	(92)	Portugal	6	5:24.70	695				
	50m 35.60	100m 1:15.37	150m 1:55.63	200m 2:37.75	250m 3:19.27	300m 4:02.56	350m 4:43.49	400m 5:24.70		
	35.60	39.77	40.26	42.12	41.52	43.29	40.93	41.21		
17.	Taliso Engel	(02)	Germany	13	4:27.23	684				
	50m 30.23	100m 1:03.87	150m 1:38.59	200m 2:12.12	250m 2:46.69	300m 3:20.65	350m 3:55.37	400m 4:27.23		
	30.23	33.64	34.72	33.53	34.57	33.96	34.72	31.86		
18.	Justin Kaps	(01)	Germany	10	4:31.07	674				
	50m 29.82	100m 1:01.36	150m 1:34.89	200m 2:09.39	250m 2:44.29	300m 3:19.96	350m 3:55.89	400m 4:31.07		
	29.82	31.54	33.53	34.50	34.90	35.67	35.93	35.18		
19.	Jarno Thierens	(98)	Belgium	10	4:33.65	655				
	50m 30.04	100m 1:03.42	150m 1:38.31	200m 2:12.70	250m 2:47.59	300m 3:22.70	350m 3:58.70	400m 4:33.65		
	30.04	33.38	34.89	34.39	34.89	35.11	36.00	34.95		
20.	Carson Sanocki	(99)	USA	13	4:31.95	649				
	50m 30.63	100m 1:04.44	150m 1:39.52	200m 2:14.61	250m 2:49.51	300m 3:24.62	350m 3:59.77	400m 4:31.95		
	30.63	33.81	35.08	35.09	34.90	35.11	35.15	32.18		
21.	Felix-Ulli Fichtelmann	(01)	Germany	9	4:49.26	645				
	50m 31.99	100m 1:07.62	150m 1:44.76	200m 2:21.85	250m 2:59.19	300m 3:36.26	350m 4:14.28	400m 4:49.26		
	31.99	35.63	37.14	37.09	37.34	37.07	38.02	34.98		
22.	Sam De Visser	(03)	Belgium	9	4:49.29	644				
	50m 32.77	100m 1:08.33	150m 1:45.33	200m 2:22.40	250m 3:00.18	300m 3:37.58	350m 4:14.70	400m 4:49.29		
	32.77	35.56	37.00	37.07	37.78	37.40	37.12	34.59		
23.	Shamil Shahov	(04)	Azerbaijan	13	4:34.07	634				
	50m 31.10	100m 1:04.66	150m 1:40.08	200m 2:15.24	250m 2:51.41	300m 3:26.67	350m 4:01.43	400m 4:34.07		
	31.10	33.56	35.42	35.16	36.17	35.26	34.76	32.64		

Results Day 2 Finals 26 April

EVENT 257 Mens MC 400m Freestyle WSF

24. Ahmed Ali	(97) Egypt	6	5:35.42	631									
50m 37.83	100m 1:19.41	150m 2:01.43	200m 2:43.51	250m 3:25.46	300m 4:10.20	350m 4:52.53	400m 5:35.42						
37.83	41.58	42.02	42.08	41.95	44.74	42.33	42.89						
25. Ruben Linhares	(97) Portugal	8	5:04.94	617									
50m 34.90	100m 1:13.17	150m 1:51.56	200m 2:30.55	250m 3:09.00	300m 3:47.81	350m 4:27.00	400m 5:04.94						
34.90	38.27	38.39	38.99	38.45	38.81	39.19	37.94						
26. Thomas Van Wanrooij	(02) Netherlands	13	4:38.56	604									
50m 30.38	100m 1:04.13	150m 1:39.06	200m 2:14.48	250m 2:50.34	300m 3:26.47	350m 4:02.81	400m 4:38.56						
30.38	33.75	34.93	35.42	35.86	36.13	36.34	35.75						
26. Leo McCrea	(03) Switzerland	6	5:40.25	604									
50m 37.79	100m 1:20.23	150m 2:02.53	200m 2:46.13	250m 4:57.65	300m -	350m -	400m 5:40.25						
37.79	42.44	42.30	43.60	2:11.52	-	-	42.60						
28. Patrick Flanagan	(97) Ireland	6	5:41.41	598									
50m 40.35	100m 1:23.42	150m 2:05.38	200m 2:48.29	250m 3:31.10	300m 4:15.15	350m 4:58.57	400m 5:41.41						
40.35	43.07	41.96	42.91	42.81	44.05	43.42	42.84						
29. Marco Meneses	(01) Portugal	11	5:10.27	594									
50m 34.21	100m 1:13.28	150m 1:51.93	200m 2:32.59	250m 3:11.90	300m 3:52.15	350m 4:31.40	400m 5:10.27						
34.21	39.07	38.65	40.66	39.31	40.25	39.25	38.87						
30. Ahmad Hashad	(00) Egypt	6	5:51.03	550									
50m 38.64	100m 1:22.05	150m 2:06.62	200m 2:51.66	250m 3:36.78	300m 4:22.33	350m 5:07.13	400m 5:51.03						
38.64	43.41	44.57	45.04	45.12	45.55	44.80	43.90						

EVENT 258 FINAL OF EVENT 204 Mens MC 400m Freestyle National

Multi-Disability by British Disability Points

Place	Name	YoB	Club	Cat	Time	BDPoints							
1.	James Brown	(02)	Royal Wolv	9	4:51.10	632							
	50m 33.88	100m 1:09.98	150m 1:46.63	200m 2:24.58	250m 3:01.71	300m 3:38.92	350m 4:15.48	400m 4:51.10					
	33.88	36.10	36.65	37.95	37.13	37.21	36.56	35.62					
2.	Kieran Williams	(04)	Newquay	10	4:41.91	599	GBJ						
	50m 30.21	100m 1:05.50	150m 1:41.55	200m 2:17.46	250m 2:54.26	300m 3:30.06	350m 4:06.19	400m 4:41.91					
	30.21	35.29	36.05	35.91	36.80	35.80	36.13	35.72					
3.	Roan Brennan	(06)	Basildon Ph	9	4:59.58	580							
	50m 32.79	100m 1:09.68	150m 1:47.52	200m 2:25.94	250m 3:04.97	300m 3:44.17	350m 4:22.98	400m 4:59.58					
	32.79	36.89	37.84	38.42	39.03	39.20	38.81	36.60					
4.	Callum Pearson	(96)	Hastings	10	4:47.30	566							
	50m 31.10	100m 1:05.60	150m 1:41.78	200m 2:18.41	250m 2:55.60	300m 3:32.81	350m 4:10.24	400m 4:47.30					
	31.10	34.50	36.18	36.63	37.19	37.21	37.43	37.06					
5.	Conor Ballard	(02)	Leatherhead	10	4:50.27	549							
	50m 31.24	100m 1:06.62	150m 1:43.41	200m 2:20.99	250m 2:58.19	300m 3:36.47	350m 4:14.55	400m 4:50.27					
	31.24	35.38	36.79	37.58	37.20	38.28	38.08	35.72					
6.	Luke Batty	(05)	Bolton Metro	9	5:07.67	536							
	50m 33.65	100m 1:11.23	150m 1:50.72	200m 2:30.67	250m 3:10.71	300m 3:50.39	350m 4:29.72	400m 5:07.67					
	33.65	37.58	39.49	39.95	40.04	39.68	39.33	37.95					
7.	Tom Piggott	(00)	Oswestry Ott	10	4:56.51	515							
	50m 31.97	100m 1:08.27	150m 1:45.34	200m 2:24.13	250m 3:02.68	300m 3:41.59	350m 4:20.33	400m 4:56.51					
	31.97	36.30	37.07	38.79	38.55	38.91	38.74	36.18					
8.	Charlie Coulam	(03)	Bridlington	10	5:03.32	481							
	50m 32.64	100m 1:09.53	150m 1:48.69	200m 2:28.77	250m -	300m 3:46.83	350m -	400m 5:03.32					
	32.64	36.89	39.16	40.08	-	1:18.06	-	1:16.49					
9.	Scott Hadley	(98)	Orion	8	5:42.15	437							
	50m 36.00	100m 1:16.90	150m 2:00.28	200m 2:44.44	250m 3:29.13	300m 4:14.18	350m 4:59.50	400m 5:42.15					
	36.00	40.90	43.38	44.16	44.69	45.05	45.32	42.65					

Results Day 2 Finals 26 April

EVENT 259 Womens MC 200m Freestyle WSF

Multi-Disability by British Disability Points

Place	Name	YoB	Club	Cat	Time	BDPoints		50	100	150
1.	Jessica-Jane Applegate	(96)	NORT - GBR	14	2:07.35	881	GB	29.65	1:01.81	1:34.65
2.	Louise Fiddes	(01)	HATT - GBR	14	2:07.68	874		30.20	1:02.31	1:35.36
3.	Leanne Smith	(88)	USA	3	3:35.97	849		49.05	1:42.18	2:38.85
4.	Monica Boggioni	(98)	Italy	5	2:55.78	821		40.77	1:24.75	2:11.01
5.	Pernilla Lindberg	(94)	Sweden	14	2:15.77	727		30.84	1:05.09	1:39.90
6.	Yui Lam Chan	(03)	Hong Kong	14	2:18.75	681		32.69	1:07.82	1:43.40
7.	Amisa Kitano	(03)	Japan	14	2:19.10	676		31.06	1:06.71	1:42.96
8.	Chloe Davies	(98)	AMMY - GBR	14	2:20.15	661		31.51	1:07.03	1:43.63
9.	Sui Kei Cheong	(02)	Hong Kong	14	2:20.81	651		32.77	1:07.73	1:44.28
10.	Danielle Hartin	(02)	BAST - GBR	14	2:21.48	642		32.09	1:07.69	1:45.33
11.	Mami Inoue	(99)	Japan	14	2:21.64	640		33.17	1:09.06	1:45.92
12.	Suzanna Hext	(88)	SWDW - GBR	5	3:13.36	616		41.38	1:28.57	2:20.93
13.	Megan Neave	(03)	DERA - GBR	14	2:25.43	591		31.94	1:08.60	1:47.71
14.	Georgia Sheffield	(05)	SAFN - GBR	14	2:28.33	557	J	33.08	1:10.64	1:49.78
15.	Leslie Cichocki	(88)	USA	14	2:30.83	530		34.03	1:12.18	1:52.84
16.	Justine Morrier	(97)	Canada	14	2:32.64	511		34.03	1:13.92	1:53.68
17.	Ho Ying Cheung	(03)	Hong Kong	14	2:33.27	505		35.73	1:14.33	1:55.38
18.	Tessa Marcos	(96)	France	14	2:35.64	482		35.48	1:16.47	1:57.21
19.	Maely Chevallier	(04)	France	14	2:35.90	480		34.12	1:13.49	1:54.98
20.	Ellie Challis	(04)	COPT - GBR	3	4:24.97	459	GBR	1:02.94	2:09.63	3:18.96

EVENT 260 FINAL OF EVENT 205 Womens MC 200m Freestyle National

Multi-Disability by British Disability Points

Place	Name	YoB	Club	Cat	Time	BDPoints		50	100	150
1.	Fern Ioannou	(03)	Wycombe Dist	14	2:32.29	515		32.99	1:12.01	1:52.06
2.	Amy Macfarlane	(93)	Motherwell W	14	2:44.27	410		36.31	1:18.98	2:01.69
3.	Charli Vines	(98)	Harrogate	14	2:47.55	386		35.94	1:17.53	-

Results Day 2 Finals 26 April

EVENT 261 Mens MC 200m Freestyle WSF

Multi-Disability by British Disability Points

Place	Name	YoB	Club	Cat	Time	BDPoints		50	100	150
1.	Jordan Catchpole	(99)	NORT - GBR	14	1:58.12	940	GB	27.26	56.82	1:27.11
2.	Takayuki Suzuki	(87)	Japan	4	3:00.52	923		40.63	1:26.46	2:15.33
3.	Keichi Nakajima	(98)	Japan	14	2:01.43	865		26.78	57.85	1:29.03
4.	Dylan Broom	(02)	TDOY - GBR	14	2:02.44	844		27.56	58.46	1:29.38
5.	Louis Lawlor	(02)	WCGX - GBR	14	2:03.23	827		27.13	57.98	1:29.88
6.	Robert Isak Jonsson	(01)	Iceland	14	2:03.48	822		28.23	58.83	1:31.00
7.	Antoni Ponce Bertran	(87)	Spain	5	2:34.03	811		37.54	1:15.19	1:54.78
8.	Nathan Maillet	(98)	France	14	2:04.61	800		27.29	58.71	1:32.48
9.	Tyler Ioannou	(98)	WYCS - GBR	14	2:05.32	787		27.96	59.06	1:32.36
10.	Conner Morrison	(97)	NDAX - GBR	14	2:05.94	775		28.02	59.99	1:32.59
11.	Alex Rosser	(96)	TDOY - GBR	14	2:06.62	763		28.48	59.89	1:33.19
12.	George Kelman-Johns	(01)	SBOW - GBR	14	2:07.22	752		27.36	58.69	1:31.55
13.	Nader Khalili	(01)	Finland	14	2:09.31	716		28.42	1:00.76	1:36.05
14.	Bram Daalman	(03)	Netherlands	14	2:09.83	707		28.61	1:01.71	1:36.19
15.	Jack Milne	(01)	MDCX - GBR	14	2:10.26	700		28.65	1:01.75	1:35.85
16.	J Labrador Fernandez	(01)	Spain	14	2:10.65	694		28.98	1:02.51	1:37.55
17.	Aymeric Parmentier	(93)	Belgium	14	2:12.62	664		29.53	1:02.46	1:38.17
43.	Harvey Phillips	(04)	Louth	4	4:01.54	385	J	55.31	1:56.67	2:59.64

EVENT 262 FINAL OF EVENT 206 Mens MC 200m Freestyle

Multi-Disability by British Disability Points

Place	Name	YoB	Club	Cat	Time	BDPoints		50	100	150
1.	Cameron Vearncombe	(02)	Newquay	14	2:13.43	652		29.46	1:03.78	1:38.87
2.	Joshua Fairchild	(98)	Co Coventry	14	2:13.87	645		30.48	1:04.91	1:39.67
3.	Angus Leckonby	(02)	Scarborough	14	2:16.40	610		30.57	1:06.14	1:41.46
4.	Evan Holt	(03)	Cockermouth	14	2:16.50	609		30.77	1:06.64	1:41.38
5.	Owen Garsides	(01)	KingstonHull	14	2:19.92	565		32.00	1:07.85	1:45.27
6.	Matthew Scott	(99)	Bridge O Don	14	2:21.35	548		31.25	1:07.60	1:45.69
7.	Dylan Bleakley	(03)	Musselburgh	14	2:22.24	538		31.08	1:05.48	1:43.16
8.	Ryan Potter	(03)	Blackpool Aq	14	2:24.46	513		31.10	1:07.68	1:46.69
9.	Logan Smith	(03)	Motherwell W	14	2:24.90	509		31.03	1:07.40	1:45.78
10.	Joseph Greaves	(03)	Littleh'pton	14	2:25.47	503		32.47	1:09.67	1:50.28